

Brief Summary of Bernalillo County Election Data

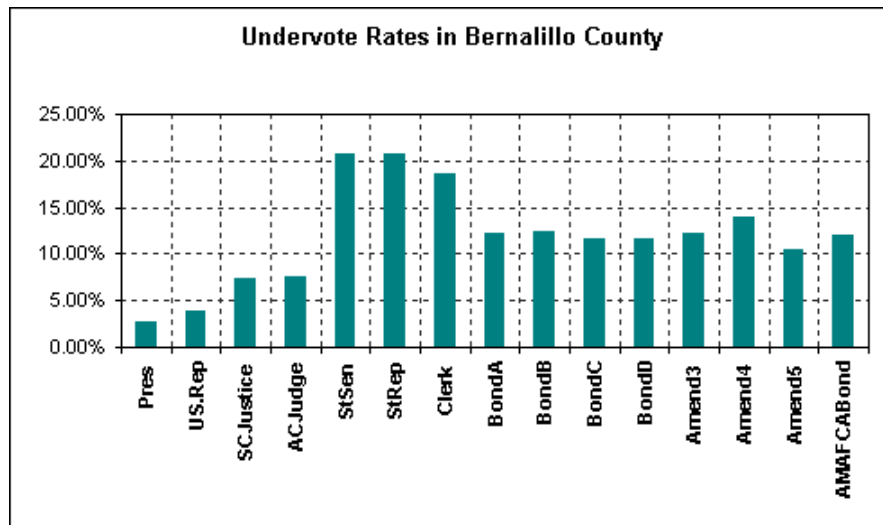
by Ellen Theisen

Analysis of the official New Mexico State election data reveals a large number of discrepancies and irregularities in Bernalillo County.

Bernalillo County reported excessively high numbers of undervotes (ballots with no vote recorded for president). At 2.72%, the overall undervote rate for Bernalillo County matches the state undervote rate, which has been publicized as the highest in the nation. For example:

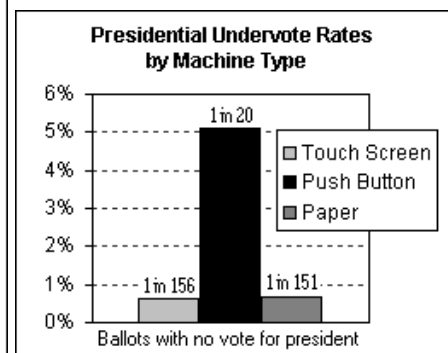
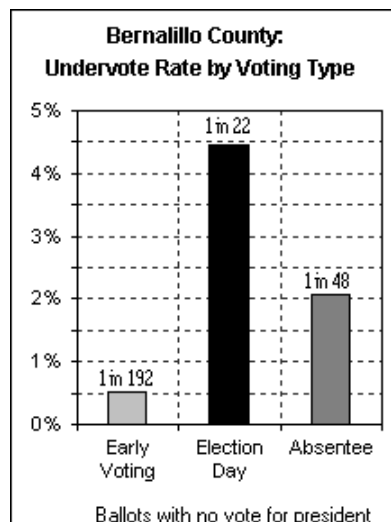
- In Precinct 436, nearly half of the absentee ballots (102 of 215) reported no vote for president.
- In Precinct 14 on election day, 114 out of 307 ballots cast reported no presidential vote.

While the Secretary of State has attributed this phenomenon to a lack of interest in the presidential contest, even higher undervote rates were reported in other contests on the Bernalillo ballots, as the following chart shows. This suggests that these undervotes may represent uncounted ballots.



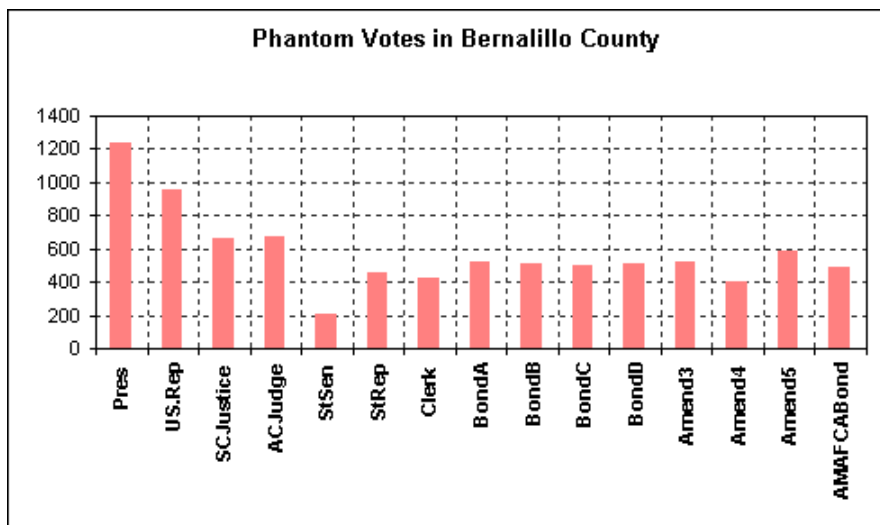
By far the highest undervote rate (4.45%) was reported on election day, when 1 in 22 ballots reported no vote for president.

It is notable that the highest undervote rates across the state were reported by push-button voting machines, and that Bernalillo County used a push-button voting machine (Danaher Shouptronic) on election day, but not in early voting or to count absentee ballots.



In addition to the high number of undervotes, certified results show 187 precincts reporting presidential phantom votes (more votes recorded than ballots cast). Each of the 1239 phantom votes in the presidential contest in Bernalillo County is an unacceptable anomaly. For example,

- Precinct 558 reported 178 ballots cast in early voting, and a total of 319 votes for president. That's 141 phantom votes, nearly as high as the number of ballots.
- Precinct 512 reported 166 ballots, with 318 votes for president. In that precinct, Bush alone received 206 votes, 50 more than the number of ballots.



In the contests examined and shown in the chart above, a total of 8,656 phantom votes were reported in the certified canvass report.

A complete analysis report of New Mexico's election data and further information are available at: <http://www.votersunite.org/info/newmexicophantomvotes.asp>

Related Sites

www.votecobb.org

www.freepress.org

www.HelpAmericaRecount.org

www.uscountvotes.org

www.VotersUnite.Org

www.nov2truth.org

Sources:

All data concerning the 2004 election results is drawn from the Certified results contained in the Access file General_04.mdb provided by the New Mexico Bureau of Elections. We are grateful to the staff of the New Mexico Bureau of Elections for their assistance in assembling the data used in this report.